MEDICO

Advantage. Environmental Lighting

Catalog Number	
Project	
Type	

MSEB

Recessed Grid LED ImageBox Series

SPECIFICATIONS

DESCRIPTION
The MSEB brings high resolution imagery to luminaires designed for healthcare applications. IP65 and NSF listed for healthcare applications. For additional images, or for custom images, consult factory.

HOUSING
Choice of heavy gauge cold roll steel, stainless steel, or aluminum. Seam-welded construction. All doors attached to the housing with two stainless steel aircraft cables. Stainless steel Philips head screws secure door frame to housing. White TGIC polyester powder coat with a 5-stage pre-treatment. Salt spray test >1,000 hours. Reflectance of 92%. Antimicrobial finish optional.

DOORFRAME
Choice of heavy gauge cold roll steel, stainless steel, or aluminum. White TGIC polyester powder coat with a 5-stage pre-treatment. Salt spray test >1,000 hours. Reflectance of 92%. Doorframe secured to housing with stainless steel aircraft cables and captive flush mounted Phillips head stainless steel fasteners. Antimicrobial finish optional.

ELECTRICAL SYSTEM
Electronic driver 0-10V, 1% dimming standard. Long-life LED system rated for >100K hours (L70 @ 25°C). Complies with federal energy efficiency standards.

OPTICAL SYSTEM
High transmission diffused high impact acrylic lens. High resolution image overlayed onto diffusing lens to create a beautiful backlit image. RF grid lens included when MIL STD 461G Compliance option is ordered.

LISTINGS
UL Listed. NSF = NSF2 listed (Non-Food, Splash Zone). IP65 rated. MIL option complies with MIL-STD-461G conducted emissions regulation and includes a radio suppression grid lens.

MOUNTING
Recessed Grid for standard 9/16 and 15/16 grid ceilings. For 2" tall T-Grid systems, use option 2G.

LED
80 CRI or 90 CRI LEDs available in 2700K, 3000K, 3500K, 4000K and 5000K. Life is >100,000 hours at 70% lumen maintenance. Maximum 3-step MacAdam variation allowance.

WARRANTY
5 - Year Limited Warranty. Complete warranty and terms located at: www.aelnow.com/warranty

DOORFRAME GASKET
One-piece closed cell silicone gasket seals doorframe to housing.

Output	Lumens	System Wattage	L70 @25C (hrs)
S	912	6	>100K
M	2664	18	>100K
H	3650	25	>100K
VH	5800	40	>100K

* Lumens shown were tested with 4000K LEDs. Image and lenses reduce the overall lumen output.

Approximate Color Temperature Multiplier	
5000K	1.03
4000K	1
3500K	0.97
3000K	0.94
2700K	0.91

Advantage Environmental Lighting

Catalog Number	
Project	
Type	

Example: MSEB24-65-M-B20-B18-CL1-M
Custom Lumens: MSEB24-65-M-B20-B18-CL1-M-2500 for 2500 lumens.

Series		CCT		Output		Housing Material	
MSEB14	1x4	**30**	3000K	**S**	Standard	**B20**	20 Gauge Cold Roll Steel
MSEB22	2x2	**35**	3500K	**M**	Medium	**B18**	18 Gauge Cold Roll Steel
MSEB24	2x4	**40**	4000K	**H**	High	**SH18**	18 Gauge Stainless Steel
		50	5000K	**VH**	Very High	**SHB18**	18 Gauge Stainless Steel (Brushed)
		65[1]	6500K[1]			**ALH**	.063" Aluminum

[1]6500K is recommended for images

Doorframe Material		Image Selection		Voltage	
B18	18 Gauge Cold Roll Steel	**CL1**	Cloud 1	**M**	Multi-Volt (120/277V)
SH18	18 Gauge Stainless Steel	**CL2**	Cloud 2		
SHB18	18 Gauge Stainless Steel (Brushed)	**CL3**	Cloud 3		
ALH	.063" Aluminum	**OC1**	Ocean 1		
		OC2	Ocean 2		
		OC3	Ocean 3		
		TR1	Tropical 1		
		TR2	Tropical 2		
		TR3	Tropical 3		
		AS1	Astronomy 1		
		AS2	Astronomy 2		
		AS3	Astronomy 3		
		LS1	Landscape 1		
		LS2	Landscape 2		
		LS3	Landscape 3		
		CUST	Custom Image		

Driver		Options	
BLANK	0-10V Dimming Driver (*included standard*)	**12EBL**	12W Emergency Ballast
CD5	0-10V 5% to Off Dimming Driver	**MIL1**	MILSTD 461G compliant, 1 circuit[2]
EDN	Electronic Driver Non-Dimming	**MIL2**	MILSTD 461G compliant, 2 circuit[2]
FLDD	Fifth Light Dali, Dimming	**90**	90 CRI
LDE1	Lutron Hi-lume 1% EcoSystem LED driver with Soft-on, Fade-to-Black dimming technology	**AM**	Anti-Microbial Paint
		TPS	Tamper-Proof Fasteners
		2G	2" High T-Grid Mounting

[2] For MILSTD 461G Compliance, an RFI grid lens will be included.

Image Selections

CL1



CL2

CL3

OC1

OC2

OC3

TR1

TR2

TR3

AS1

AS2



AS3



LS1

LS2



LS3

DIMENSIONS

2x4

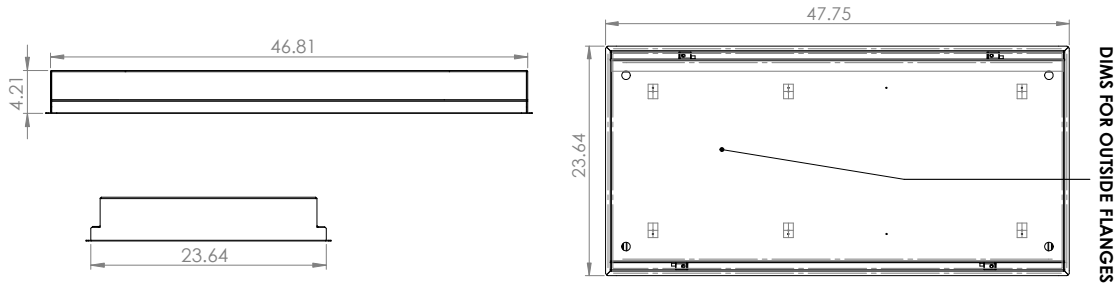

2x2

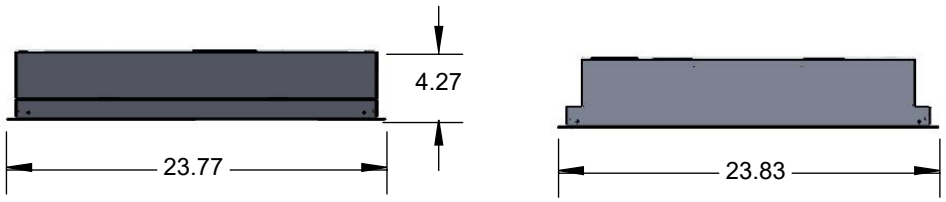

1x4