ADVANTAGE ENVIRONMENTAL LIGHTING

MADE IN THE USA

CATALOG #:

PROJECT:

TYPE:

LDL4RS

4″ X 4.5" RECESSED STEEL DESIGNER LED LUMINAIRE



DESCRIPTION: The LDL4RS Series is an architecturally designed Recessed Steel LED Luminaire that is classically styled and fit for any interior. It is available for continuous run mounting.

APPLICATIONS: The LDL4RS Series of Recessed Steel Luminaires are designed to be high quality, energy efficient LED fixtures for use in commercial applications, offices, hotel lobbies,museums, government facilities, schools, and public areas.

CONSTRUCTION: The fixture is constructed of a 4″ wide heavy gauge steel body. The fixture is available in any run length within 1′ increments. Heavy duty housing crimped along sides for extra rigidity and straight alignment.

OPTICAL SYSTEM: High output LED's available in 3000K, 3500K, 4000K, and 5000K. CRI >82. Satin lens provides for a beautiful architectural design while maintaining optimal light output.

ELECTRICAL SYSTEM: Our LDL4RS achieves 80% LED lumen maintenance at 60,000 hours using long-life LEDs. Coupled with high-efficiency drivers, this luminaire provides superior illumination and an extended service life. Electronic drivers are available for 120/277V applications, 0-10v dimming standard. Metal gear tray for internal LED driver. Complies with federal energy efficiency standards.

MOUNTING: This fixture is designed to be recessed mounted. Continuous run available.

LISTINGS: Independently tested to IESNA LM-79 and LM-80 specifications. UL and cUL Listed.

WARRANTY: 5-Year Full Replacement Warranty.

Ordering Information on Next Page

ADVANTAGE ENVIRONMENTAL LIGHTING

CATALOG #:

PROJECT:

TYPE:

ORDERING INFORMATION. Example: LDL4RS-8-40-10L-L-M-W-12-S-CD1-EC

SERIES	LENGTH*		CCT		OUTPUT		MOUNTING		VOLTAGE		FINISH		WALL/CEILING LENGTH**	
LDL4RS	2	2 ft.	30	3000K	5L	500 lm/ft	L	Lay-in Grid	M	Multi-Volt (120-277V)	W	Matte White	XX FTW	Length in Feet Wall
	3	3 ft.	35	3500K	7L	700 lm/ft	F	Flanged			SP	Special Finish	XX FTC	Length in Feet Ceiling
	4	4 ft.	40	4000K	10L	1000 lm/ft	FT	Flangeless Trim						
	5	5 ft.	50	5000K	14L	1400 lm/ft								
	6	6 ft.			XXXL	XXX lm/ft								
	7	7 ft.												
	8	8 ft.												
	XX	XX ft.												

LENS		DRIVER OPTIONS		OPTIONS	
S	Satin	(BLANK)	0-10V 10% dimming driver	EC	Emergency Circuit
		CD1	0-10V 1% dimming driver	14EBL	14 Watt Lumen Emergency Ballast
		CD5	0-10V 5% dimming driver	L	90 Degree Ceiling-to-Wall
		EDN	Non-dimming electronic driver	XXV	XX Degree Ceiling-to-Wal
		DALI	DALI 1% dimming driver	90	90 CRII
		LDE1	Lutron Hi-Lume 1% EcoSystem LED Driver		
		XDL-P	Remote Driver Enclosure (Specifications shown on last page), Fits up to 7 drivers		
		XDL-PX	Remote Driver Enclosure (Specifications shown on last page), Fits up to 9 drivers		
		EMIF	EMI Filter (4 channel, up to 4 drivers)		

*Ignore ROW LENGTH when ordering Ceiling to Wall application
**Please specify length when ordering Ceiling to Wall application

ENERGY AND PERFORMANCE DATA

Input Voltage	120/277 VAC
Standard Dimming Control	0-10V
CCT	3000, 3500, 4000, 5000 Kelvin
CRI	82 (minimum)
Life Time Rating	L80 @ 100K HRS
Input Frequency	50/60Hz
Power Factor	>0.9
Operating Temp	Low Ambient -20*C/ High Ambient 50*C

ADVANTAGE ENVIRONMENTAL LIGHTING

CATALOG #:

PROJECT:

TYPE:

FIXTURE DIMENSIONS

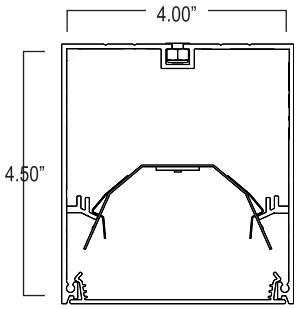

ROW CONFIGURATIONS

AEL would like to double check your Bill of Material upon placement of your order if the number of rows and their indivdual row lengths are provided on the purchase order as follows:

Row 1 - 8’ Row 2 - 8’ Row 3 - 20’ Row 4 - 20’

*Please provide any additional pertinent information such as additional power drops required mid-row.

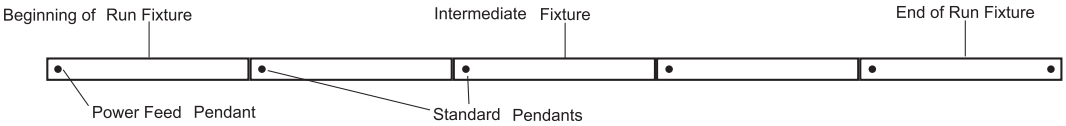

	Row Length	2’	4’	6’	8’	10’	12’	14’	16’	18’	20’	22’	24’	26’	28’	30’	32’	34’	36’	38’	40’	42’	44’	46’	48’
Fixture Length	2’	1		1		1		1		1		1		1		1		1		1		1		1	
	4’		1	1			1	1			1	1			1	1			1	1			1	1	
	8’				1	1	1	1	2	2	2	2	3	3	3	3	4	4	4	4	5	5	5	5	6
Total Pendants Needed		2	2	3	2	3	3	4	3	4	4	5	4	5	5	6	5	6	6	7	6	7	7	8	7