ADVANTAGE ENVIRONMENTAL LIGHTING

MADE IN THE USA

CATALOG #:

PROJECT:

TYPE:

AEROAE

ARCHITECTURAL LUMINAIRES

817.468.3591 aelnow.com info@aelnow.com

Specifications to change without notice

ADVANTAGE ENVIRONMENTAL LIGHTING

CATALOG #:

PROJECT:

TYPE:

AeroAE
Architectural Luminaires

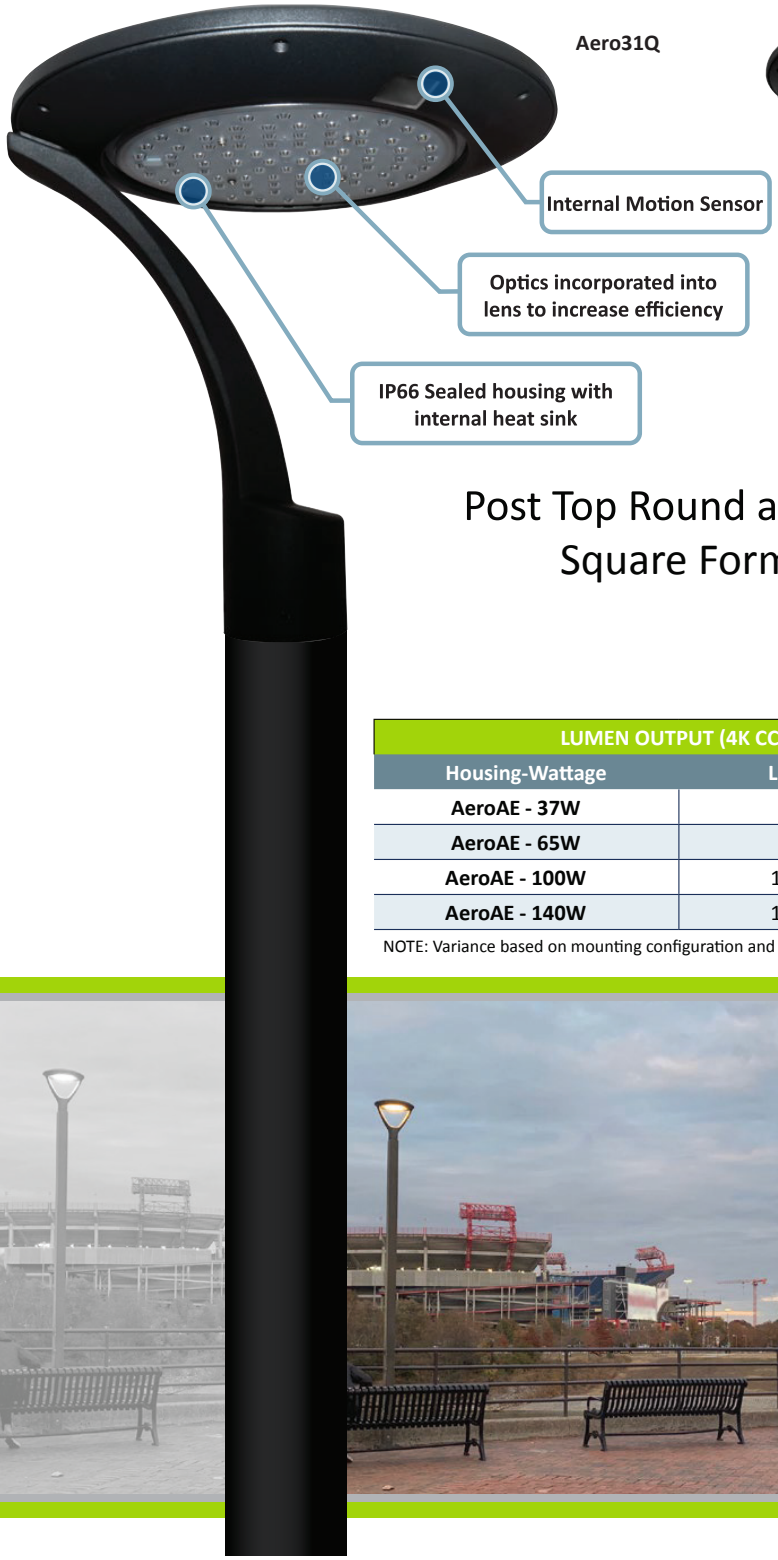

Post Top Round and Soft Square Forms

LUMEN OUTPUT (4K CCT)	
Housing-Wattage	**Lumen Range**
AeroAE - 37W	4600-5500
AeroAE - 65W	8000-9700
AeroAE - 100W	11900-14900
AeroAE - 140W	16400-21800

NOTE: Variance based on mounting configuration and optical distribution

ADVANTAGE ENVIRONMENTAL LIGHTING

CATALOG #:

PROJECT:

TYPE:

Pole Mount **Full Cutoff**

L70 25°C 327,000 Hours

BUY AMERICAN ACT COMPLIANT

AeroAES30Q

AeroAE30Q

IES ROADWAY DISTRIBUTIONS 3K, 4K, 5K CCT

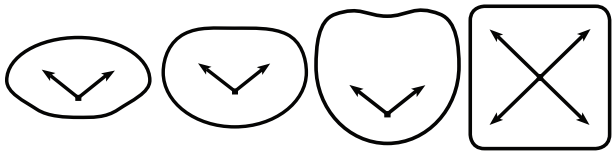

Type II Type III Type IV Type V

Complementary Wall, Wall Sconce, & Bollard

AeroAE20Q
17w, 2150 Lumens

AeroAES20Q
17w, 2150 Lumens

AeroAEWS20Q
17w, 2170 Lumens

AeroAESWS20Q
17w, 2170 Lumens

AeroAEB20Q
17w, 2100 Lumens

AeroAESB20Q
17w, 2100 Lumens

Specifications:

Housing: Die cast copper-free aluminum, no recycled content, automated silicone gaskets
Listing: CSA UL1598 Wet Location, IP66
Hardware: Nickel-Plated Stainless Steel hardware
Wattage: LED 37w-140w
LED Arrays: 100% pure aluminum circuit boards with conformal coating
Optics: IES Roadway Types I, II, III, IV and V
Driver: 120-277V, 50/60Hz or 347-480V, 50/60Hz; less than 20% THD and PF>0.90. Standard internal surge protection 6kV. 0-10V Dimming
Controls: Photocells, 3, 5 and 7-pin twist lock photocell receptacles, internal microwave motion sensors

ADVANTAGE ENVIRONMENTAL LIGHTING

CATALOG #:

PROJECT:

TYPE:

AEROAE SERIES ORDERING GUIDE

AeroAE31Q AeroAE32Q

Dimensions	
Diameter (D)	18" (457mm)
Height (A)	18¾" (479mm)

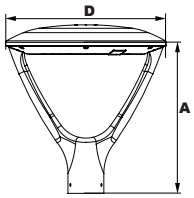

AeroAE Luminaires Round Post Tops

Order Information Example: Aero32Q-F-1X140-U-5K-C-B-SP

Model	Optics	Wattage	Driver	CCT	Lens	Color	Options
AeroAE31Q = EasyLED AeroAE Single Arm Open Round Post Top **AeroAE32Q** = EasyLED AeroAE Dual Arm Open Round Post Top	**A**=Type I **B**=Type II **C**=Type III **D**=Type IV **F**=Type V	**1X37**=37w **1X65**=65w **1X100**=100w **1X140**=140w	**U**=120-277V **H**=347-480V	**3K**=3000K* **4K**=4000K **5K**=5000K *37 and 65w Only	**C**=Clear UV-Stabilized Polycarbonate Array Lens **L**=SoftLED LumaLens Opal UV-Stabilized Polycarbonate Array Drop Lens* *Type V Models Only	**B**=Black **C**=Custom (Consult Factory)	**General Note Below - See Spec Pages for Options Ordering Logic**

AeroAES31Q AeroAES32Q

Dimensions	
Height (A)	18¾" (479mm)
Length (B)	18" (457mm)
Width (C)	18" (457mm)

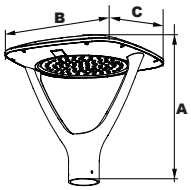

AeroAE Luminaires Square Post Tops

Order Information Example: AeroAE32Q-C-1X140-U-5K-C-B-SP

Model	Optics	Wattage	Driver	CCT	Lens	Color	Options
AeroAES31Q= EasyLED AeroAE Single Arm Open Square Post Top **AeroAES32Q** =EasyLED AeroAE Dual Arm Open Square Post Top	**A**=Type I **B**=Type II **C**=Type III **D**=Type IV **F**=Type V	**1X37**=37w **1X65**=65w **1X100**=100w **1X140**=140w	**U**=120-277V **H**=347-480V	**3K**=3000K* **4K**=4000K **5K**=5000K *37 and 65w Only	**C**=Clear UV-Stabilized Polycarbonate Array Lens **L**=SoftLED LumaLens Opal UV-Stabilized Polycarbonate Array Drop Lens* *Type V Models Only	**B**=Black **C**=Custom (Consult Factory)	**General Note Below - See Spec Pages for Options Ordering Logic**

AeroAE30Q

AeroAES32Q

Dimensions	
Diameter (D)	18" (457mm)
Height (A)	8½" (217mm)
Length (B)	23¼" (589mm)

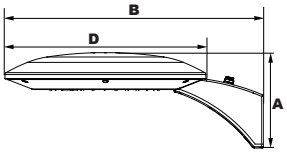

AeroAE Luminaires Pole/Wall Mount

Order Information Example: AeroAE30Q-F-1X140-U-5K-C-B-SP

Model	Optics	Wattage	Driver	CCT	Lens	Color	Mounting	Options
AeroAe30Q = EasyLED AeroAE Round Pole/Wall Mount **AeroAeS30Q** = EasyLED AeroAE Square Pole/Wall Mount	**A**=Type I **B**=Type II **C**=Type III **D**=Type IV **F**=Type V	**1X37**=37w **1X65**=65w **1X100**=100w **1X140**=140w	**U**=120-277V **H**=347-480V	**3K**=3000K* **4K**=4000K **5K**=5000K *37 and 65w Only	**C**=Clear UV-Stabilized Polycarbonate Array Lens **L**=SoftLED LumaLens Opal UV-Stabilized Polycarbonate Array Drop Lens* *Type V Models Only	**Z**=Bronze **B**=Black **C**=Custom (Consult Factory)	**(Leave Blank)**= Pole/ Wall Arm **MA**=Mounting Arm Adaptor	**General Note Below - See Spec Pages for Options Ordering Logic**