




**SEALED LED PANEL
CLEAR OUTER LENS**



- Medical, Cleanroom or Behavioral Health
- Wet Location
- High Abuse
- 2x2, 2x4, and 1x4 sizes



The **CLQ** is an economical, fully luminous sealed flat panel designed for long-life and easy cleaning/wipe down maintenance. Selectable CCT and Wattage allow the color and lumen output to accommodate the various needs in a wide variety of applications. Back lit design fully illuminates the flat panel, eliminating hot spots. Medical, cleanroom, behavioral healthcare, food preparation/service, locker rooms, canopies, high-tech manufacturing, research centers, public spaces, restrooms, wet location, kitchens and much more. Easy to install, easy to clean and available in several sizes.

CONSTRUCTION: Aluminum extruded frame with steel back plate for high heat dissipation. Zero distance between the back cover and the frame to eliminate particle transfer. Low profile design is less than 2" deep.

OPTICAL SYSTEM: Lens is optimized to protect against yellowing and light degradation. Switchable CCT from 3500K, 4000K, and 5000K. Comes standard with an inner lens and a choice of outer lenses, including polycarbonate for areas of high-abuse and/or behavioral health. Other options are available, please inquire with factory. IK-10 with polycarbonate lens.

ELECTRICAL SYSTEM: >50,000 hour LEDs at L70 for reduced maintenance, switchable lumen technology allows for easy field-adjustable lighting output with three level switch located on back of panel. Operating temperatures: -10°C to 40°C (14°F to 104°F)

MOUNTING: The fixture can be surface, suspended, and recessed mounted. Integrated clips

LISTINGS: NSF listed for food service/processing. BAA, BABA, and UL listed for wet locations (standard). LM79, LM80 and TM21 compliant. Tested in accordance with ISO 14644-1; suitable for ISO Class 3–9 positive pressure cleanrooms. Can be used in BSL 1-4 environments and for use in USP 797/800 environments.

WARRANTY: 5-Year Limited Warranty. Complete warranty and terms located at www.aelnow.com/warranty.

Ordering Information on Next Page

ORDERING INFORMATION

Example: CLQ-B-22-SSM-125P-IP65-M-FK22

FIXED OUTPUT CHART (SWITCHABLE, BASED ON UNIT)

1x4	4-position switch Default 40W - 4400 Lumens 20 Watts - 2200 Lumens • 30 Watts - 3300 Lumens • 40 Watts - 4400 Lumens
2x2	4-position switch Default 40W - 4400 Lumens 20 Watts - 2200 Lumens • 30 Watts - 3300 Lumens • 40 Watts - 4400 Lumens
2x4	4-position switch Default 50W - 5500 Lumens 30 Watts - 3300 Lumens • 40 Watts - 4400 Lumens • 50 Watts - 5500 Lumens

SERIES	SIZE	CCT	OUTER LENS	DRIVER
CLQ	14 1x4	Selectable 4-position switch 3000K, 3500K, 4000K, 5000K	A10 .100 Clear Acrylic	Blank 10% dimming, 0-10V
CLQ-B (Buy American)	22 2x2		A125 .125" Clear Acrylic	
CLQ-BA (Build America Buy America)	24 2x4		125P .125" Clear Polycarbonate	
			187P .187" Clear Polycarbonate	
			250P .25" Clear Polycarbonate	
			375P .375" Clear Polycarbonate	

OPTIONS

8EBL	120V-277V emergency battery
14EBL	14-watt 120V-277V emergency battery
IP65	Installation Brackets for IP65 Rating (2)
IP66	Installation Brackets for IP66 Rating (2)
TP	Tamper Proof (3)
FW62	6' length, 3/8" cable, 2 wire, 2 dimming leads, ground
FW63	6' length, 3/8" cable, 3 wire, 2 dimming leads, ground

VOLTAGE

M	Multi-Volt (120-277VAC)
H	347-480V

SECURITY & FRAME KITS

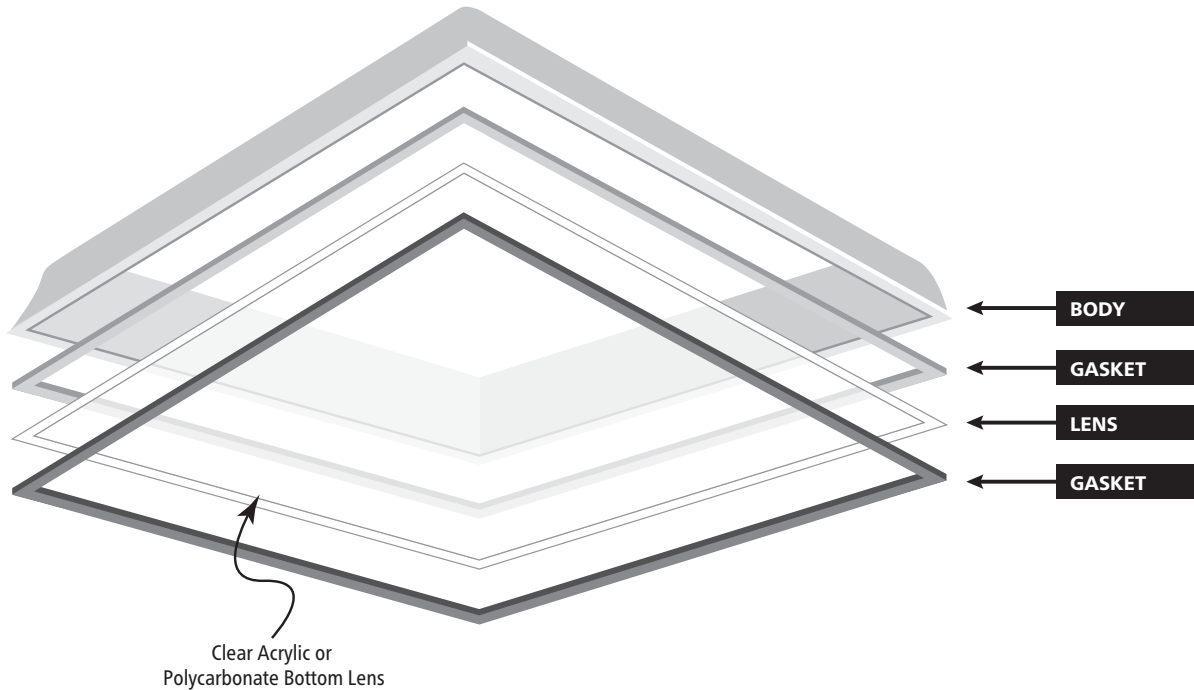
SC	Security mounting clips to secure fixture to grid. Works with lenses up to 0.250" thick
FK24	2' x 4' gasketed drywall framing kit. Ships with gasket to be applied in field. Cut out dimension 24.25" x 48.25" (4)
FK22	2' x 2' gasketed drywall framing kit. Ships with gasket to be applied in field. Cut out dimension 24.25" x 24.25" (4)
FK14	1' x 4' gasketed drywall framing kit, ships with gasket to be applied in field. Cut out dimension 12.25" x 48.25" (4)
FK24VR	2' x 4' vandal resistant gasketed drywall framing kit. Ships with gasket to be applied in field. Cut out dimension 24.25" x 48.25" (5)
FK22VR	2' x 2' vandal resistant gasketed drywall framing kit. Ships with gasket to be applied in field. Cut out dimension 24.25" x 24.25" (5)
FK14VR	1' x 4' vandal resistant gasketed drywall framing kit. Ships with gasket to be applied in field. Cut out dimension 12.25" x 48.25" (5)

(1) Only product configurations with these designated prefixes are built to be compliant with the Buy American Act of 1933 (BAA) or Build America Buy America initiatives. Please consult factory for more information. Components shipped separately may be separately analyzed under domestic preference requirements. (2) Brackets supplied to attach luminaire to the grid; which ensures a seal between luminaire and grid. Vandal resistant options ships with brackets and is IP65 and IP66 compliant. (3) TP only available with 250P and 375P lenses. (4) FK is used to install the CLQ in hard ceiling applications. For applications requiring the CLQ to be installed in a hard ceiling, a frame kit is required. (5) IP66 standard with FK-VR drywall kits.

LUMINAIRE DESCRIPTION

- Aluminum extruded frame is afixed securely to steel back plate
- Corners are seamless to maximize light emission
- Bottom lens is full-size for an efficient seal
- Grid locking clips are integral and included suspension clips allow for installation flexibility
- Standard trade size knockouts included
- Low profile design is less than 2" deep with a acrylic lens
- Optional drywall accessory kits are available
- Standard 120 - 277V driver with 0-10V dimming to 10% standard
- 1% dimming driver available Electrical
- Standard and high efficacy models available
- Available as 3000K, 3500K, 4000K, or 5000K with a minimum of 80 CRI
- Projected lumen maintenance is L70 > 60,000 hours
- Two emergency battery pack options are available (8W and 14W)
- Double-sided heavy duty adhesive lens gasket firmly secures and seals the outer lens
- Closed cell gasket seals between fixture and T-grid for optical shielding
- Frosted and smooth Inner acrylic lens for uniform illumination

- Clear acrylic or polycarbonate outer clens to protect fixture from water or for impact compliance
- cULus listed for 50°C ambient environments. IC rated for direct insulation contact. Designed for indoor use.
- RoHS compliant. UL Wet Location Listed
- NSF rated; Splash, Non-Food Zone - which is a typical rating for lighting equipment not subjected to direct food contact. (e.g. ceiling mount luminaires).
- Tested for ISO 5 compliance. ISO3 and ISO4 environments typically employ uni-directional vertical air-flow and a ventilated raised floor to remove airborne particles. With proper air flow and air exchanges, proper installation, this non-shedding luminaire is acceptable for use in ISO3-9 environments.
- IP65/IP66 rated
- IK10 tested - outer polycarbonate lens
- BSL1-4 and USP 797/800 compliant with IP66 option
- Warranty: Five year limited warranty on LEDs and electrical



WET LOCATION:

An adhesive and gasket are applied around the perimeter of the door frame.

A closed cell gasket to allow the fixture to rest on the T-bar or drywall flange kit, and provide a tight seal

MEDICO:

An adhesive and gasket are applied around the perimeter of the door frame, plus gaskets are applied to openings on the top of the fixture.

A closed cell gasket around the perimeter of bottom clear lens, to allow for fixture to rest on the T-bar or drywall flange kit, and provide a tight seal


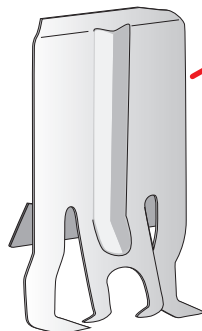
VANDAL RESISTANT:

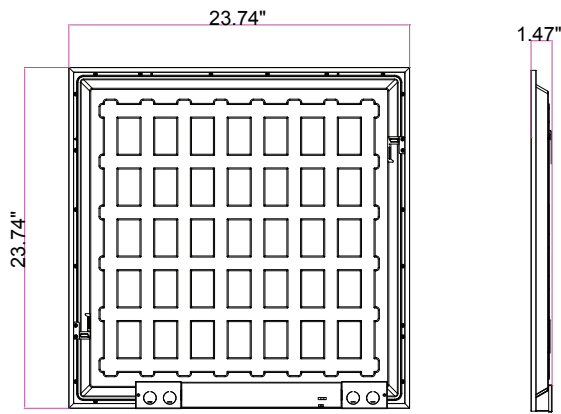
An adhesive and gasket are applied around the perimeter of the door frame.

A closed cell gasket to allow the fixture to rest on the T-bar or drywall flange kit, and provide a tight seal

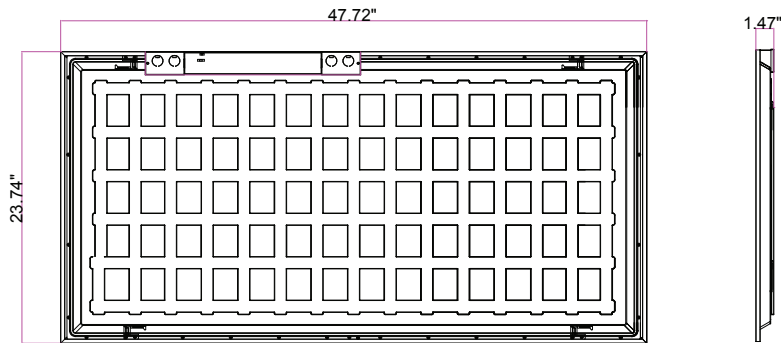
SECURITY MOUNTING CLIPS

SC OPTION: For standard or tall T-Grid Ceiling Troffer/Upturned or Straight Lip Troffers, these security mounting clips are used to secure fixture to grid. Works with lenses up to 0.250" thick

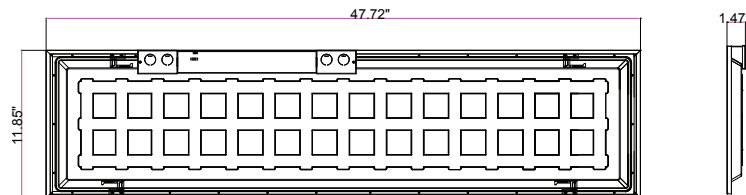




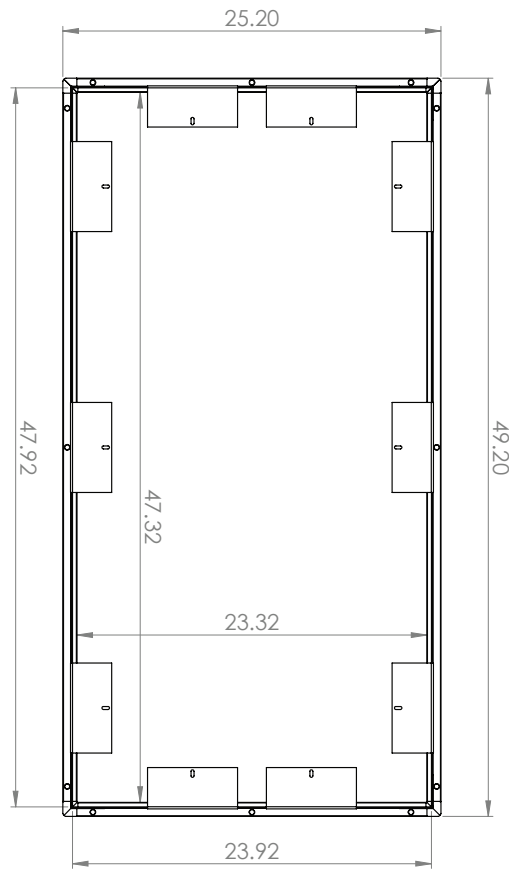
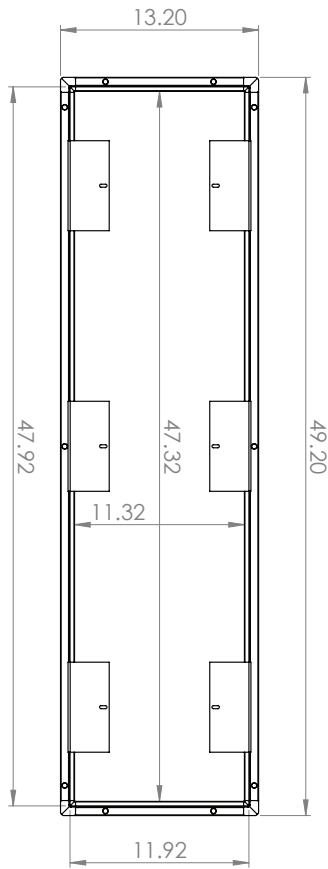
2x2



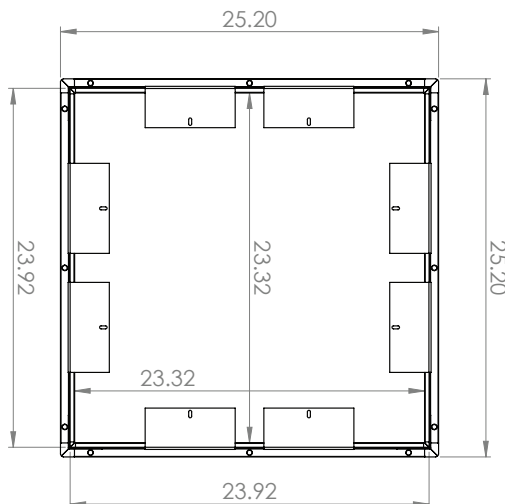
2x4



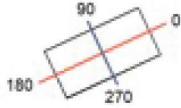
1x4



**VANDAL PROOF
FRAME KIT
DIMENSIONS**



600mm x 1200mm

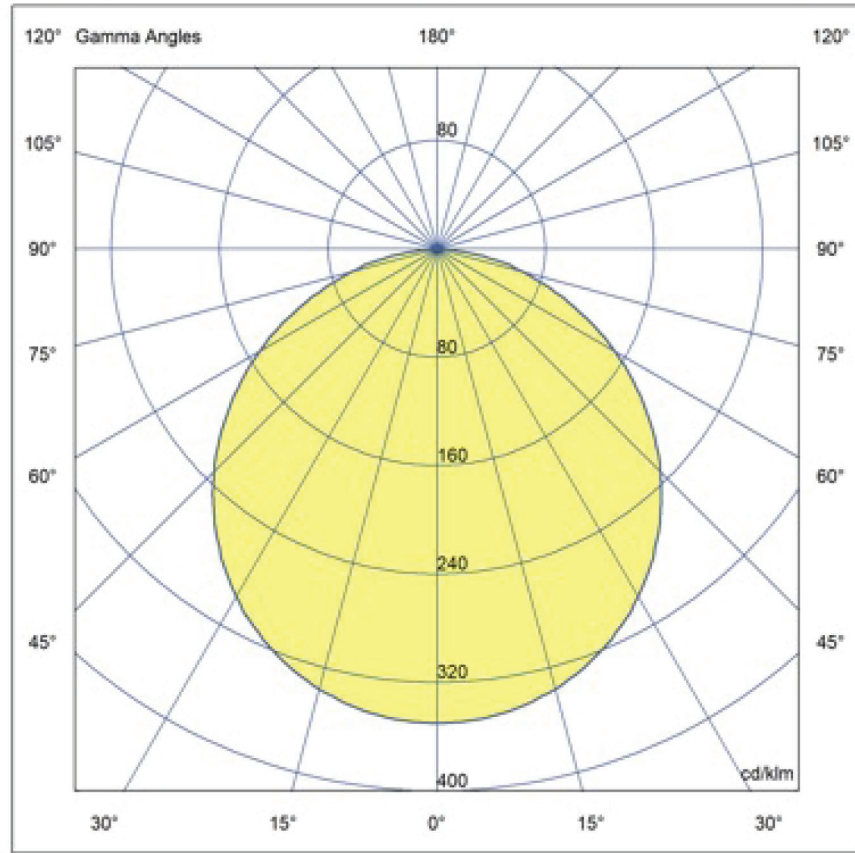


C Halfplanes

180.0 — 0.0

270.0 — 90.0

Flux 4150 lm
 Maximum 349.98 cd/klm
 Position C=0.00 G=0.00
 Efficiency: 100.46%
 Date: 25-04-2021
 Double Symmetrical



ZONAL FLUX DIAGRAM:

γ	C0	C45	C90	C135	C180	C225	C270	C315	γ	ϕ zone	ϕ total	%lum,lamp
10	1495	1484	1484	1481	1493	1494	1504	1496	0- 10	143.4	143.4	3.32,3.32
20	1418	1401	1401	1397	1415	1423	1437	1427	10- 20	411.6	555.0	12.8,12.8
30	1293	1273	1269	1268	1289	1307	1322	1311	20- 30	625.7	1181	27.3,27.3
40	1116	1103	1096	1097	1115	1145	1163	1152	30- 40	757.1	1938	44.8,44.8
50	902.7	887.8	884.6	883.5	898.9	940.8	963.8	943.7	40- 50	786.5	2724	63,63
60	659.2	643.7	641.7	633.0	652.9	696.9	730.3	705.3	50- 60	708.5	3433	79.4,79.4
70	397.9	383.3	383.8	370.9	389.2	436.5	474.4	445.0	60- 70	533.9	3967	91.7,91.7
80	154.0	147.6	145.7	136.1	146.4	189.2	222.8	198.6	70- 80	299.3	4266	98.6,98.6
90	7.577	0	0	0	7.467	0	0	0	80- 90	59.35	4325	100,100
100									90-100			
110									100-110			
120									110-120			
130									120-130			
140									130-140			
150									140-150			
160									150-160			
170									160-170			
180									170-180			
DEG	LUMINOUS INTENSITY:cd									UNIT: lm		

LUMINOUS DISTRIBUTION INTENSITY DATA

Test:U:119.98V I:0.3263A P:38.989W PF:0.9959 Freq:59.98Hz

γ (DEG)	C (DEG)																		
	95	100	105	110	115	120	125	130	135	140	145	150	155	160	165	170	175	180	185
0	1521	1521	1521	1521	1521	1521	1521	1521	1521	1521	1521	1521	1521	1521	1521	1521	1521	1521	1521
5	1503	1503	1503	1503	1503	1503	1503	1504	1504	1505	1505	1506	1507	1508	1509	1510	1511	1513	1512
10	1485	1485	1484	1484	1484	1483	1482	1482	1481	1481	1482	1482	1483	1484	1486	1488	1490	1493	1492
15	1443	1442	1443	1443	1443	1444	1445	1447	1449	1451	1450	1449	1448	1449	1450	1453	1456	1460	1458
20	1400	1399	1399	1398	1397	1397	1397	1396	1397	1399	1401	1405	1404	1403	1404	1406	1410	1415	1413
25	1335	1334	1334	1335	1336	1337	1340	1341	1340	1339	1339	1341	1345	1347	1346	1348	1351	1358	1355
30	1269	1268	1267	1266	1265	1264	1264	1266	1268	1273	1271	1270	1272	1276	1278	1278	1281	1289	1286
35	1182	1182	1182	1182	1183	1185	1187	1185	1186	1190	1193	1191	1193	1199	1198	1198	1200	1209	1206
40	1095	1094	1093	1092	1091	1091	1091	1093	1097	1096	1095	1098	1102	1099	1102	1104	1106	1115	1112
45	990	989	989	990	991	993	994	992	991	992	995	992	994	998	997	1002	1002	1011	1009
50	883	882	881	880	880	880	880	881	883	880	878	881	880	884	886	888	890	899	897
55	762	762	762	762	763	764	763	760	758	759	761	757	760	761	768	767	771	779	778
60	641	640	639	639	638	636	634	633	633	630	629	632	629	633	635	641	645	653	653
65	512	512	511	510	509	507	506	504	501	498	496	493	493	493	498	510	514	522	523
70	383	382	382	380	378	376	375	374	371	367	362	358	354	353	355	365	379	389	390
75	264	263	261	259	256	253	251	247	244	241	238	233	226	221	220	224	244	262	264
80	145	144	142	141	140	139	139	138	136	133	129	123	119	114	108	105	114	146	149
85	0.55	2.15	4.70	8.08	12.1	16.7	21.6	26.6	31.3	35.3	38.2	39.4	38.9	36.9	33.9	32.9	32.5	52.2	53.9
90	0.00	0.00	0.00	0.00	0.00	0.00	0.00	0.00	0.00	0.00	0.00	0.00	0.00	0.00	0.00	0.00	0.00	7.47	0.00

