

CLIR RECESSED LED
CLEAN ROOM
EXIT SIGN



OUR **CLIR** is completely sealed recessed exit sign enclosure featuring a one-piece seam welded housing and one-piece seam welded overlapping doorframe. Internal battery provides a minimum of 90 minutes emergency illumination. Developed for applications such as clean rooms, high tech manufacturing facilities, laboratories, hospitals, food processing facilities, and commercial kitchens.

ELECTRICAL: 624 nm Red or 527 nm Green LED light source. Electrical components mounted to removable high impact, injection molded polycarbonate chassis.

LISTINGS: UL and CUL listed for Wet Location. UL Classified IP65 per IEC 60598. Meets or exceeds UL924 and NFPA 101 Standards. Meets or exceeds CSA and NRCAN requirements. Rated for ISO 5/Class 100 clean rooms.

CONSTRUCTION: One-piece housing construction made from 20 gauge cold roll steel. Overlap doorframe available in 20 gauge cold roll steel and stainless steel. **NEW:** 304 and 316 stainless steel are both available (consult factory for details). Corners continuously seam welded and smooth. Comes standard with a .125" clear polycarbonate lens sealed to the doorframe.

FINISH: TGIC white polyester powder coat with a 5-stage pre-treatment. Salt spray test of over 1,000 hours. Reflectance of 92%. See options for black exterior or anti-microbial White Paint. Stainless steel doorframe construction and finishes available.

WARRANTY: 5-Year Limited Warranty. Complete warranty and terms located at www.aelnow.com/warranty

Ordering Information on Next Page ►

304
Stainless
Steel

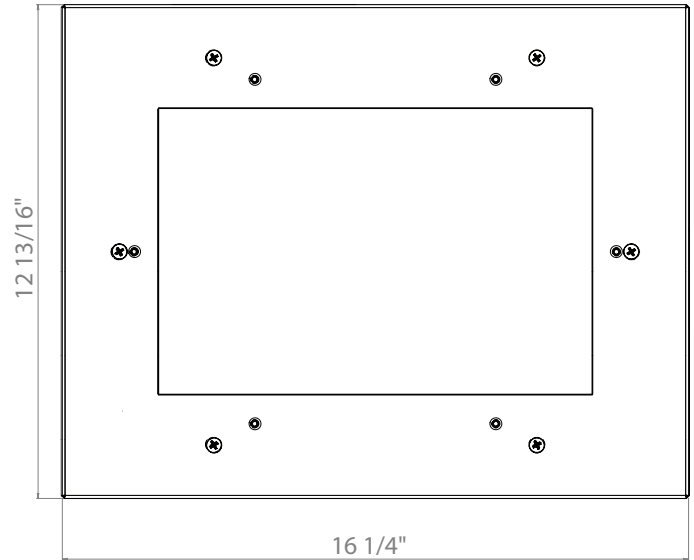
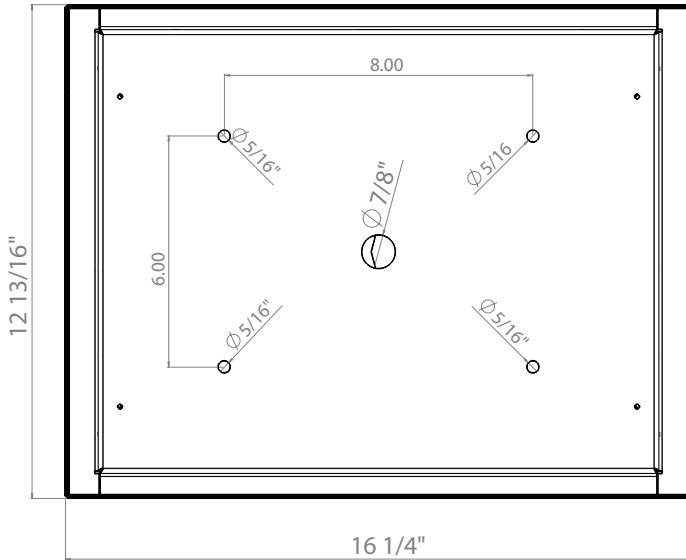
316
Stainless
Steel

NOTE: 304 and 316 Stainless steel are both available. Specify below:

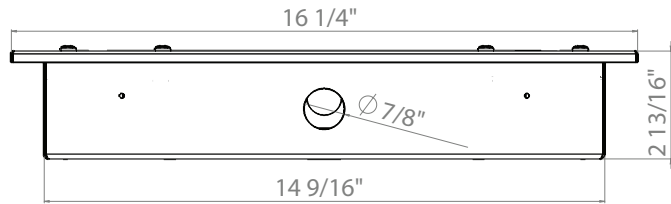
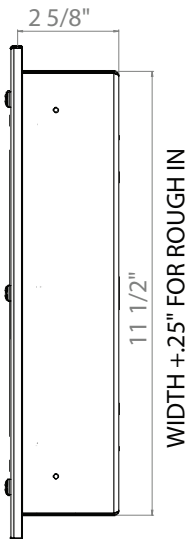
Ordering Example: CLIR-SHP186-G-M-EM

SERIES	HOUSING	LEGEND COLOR	VOLTAGE	OPTIONS
CLIR	B20 20 Gauge Cold Roll Steel B18 18 Gauge Cold Roll Steel SH18 18 Gauge Stainless Steel (Polished 304) SH186 18 Gauge Stainless Steel (Polished 316) SHP18 18 Gauge Stainless Steel (Painted 304) SHP186 18 Gauge Stainless Steel (Painted 316) SHB18 18 Gauge Stainless Steel (Brushed 304) SHB186 18 Gauge Stainless Steel (Brushed 316) ALH .063" Aluminum (Painted)	G Green R Red	M Multi-Volt (120-277V)	BLANK AC Only EM Standard Emergency Backup (90 min) BLK Black Exterior (N/A with stainless steel doorframe material) TPS Torx Head Tamper-Proof screws TS Torx Screwdriver AM Anti-Microbial White Paint (N/A with stainless steel doorframe material)

DIMENSIONS



DEPTH +.25" FOR ROUGH IN



LENGTH +.25" FOR ROUGH IN